


If you take East-West Line (EWL, Green):..... 1
If you take Circle Line (CCL, Yellow):..... 16
If you take Taxi:..... 17

If you take East-West Line (EWL, Green):

1. You can take the **East-West Line (Green)** to “City Hall” MRT station



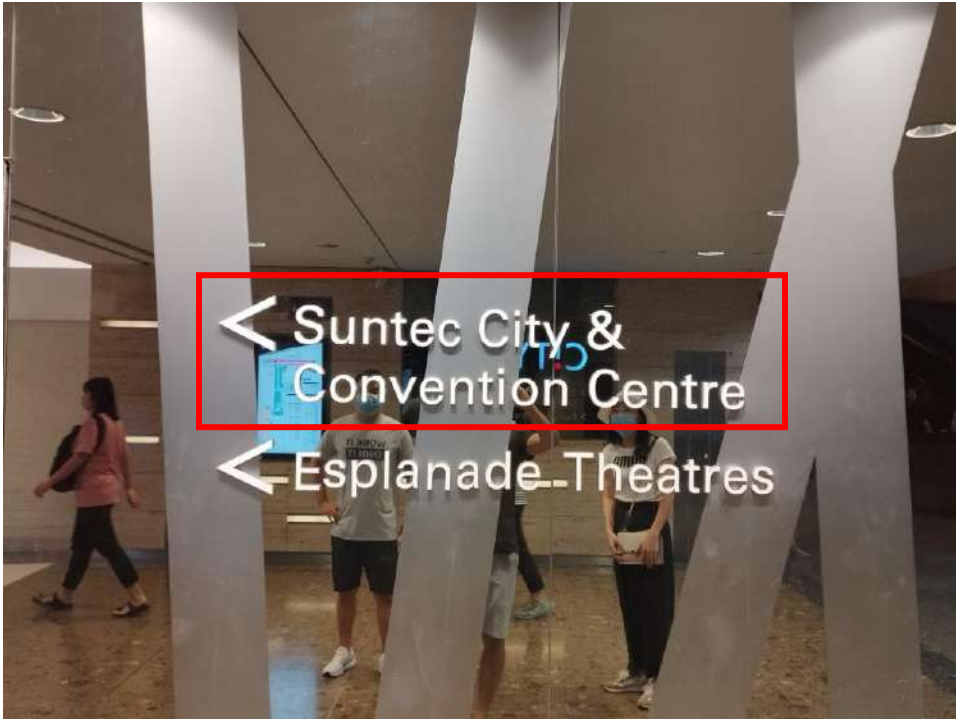
2. At the Exit, **look at your right**, and you should see a sign pointing the way to “Suntec City”:



3. Follow the sign and enter the “CITYLINK” pass way:



4. On the wall you can see a sign telling you the direction to go to “**Suntec City & Convention Center**”:



5. Now, follow the sign and keep moving while paying attention to **the signpost** along the way:




6. Then, you will reach a **hall** like this:



7. Keep moving:



8. Pay attention to **the signposts** along the way:



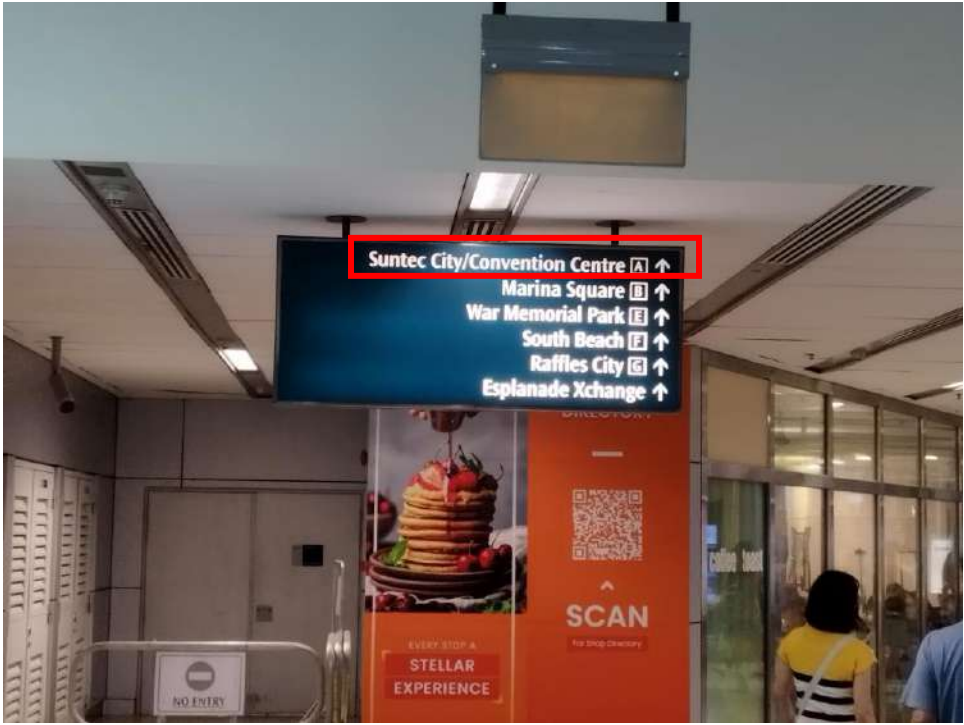


9. Then, you will reach “Esplanade” MRT station:



10. Keep following the signpost:







11. Then you will reach the “SUNTEC CITY”:



12. Entering the gate:



13. Follow the **signpost** after entering the gate:



⤴ ATRIUM (Tower 1 & 2)
⤴ ATRIUM (Tower 3 & 4)
Tower 1 to 5
Convention Centre
Fountain of Wealth
Sky Garden
HRM
Uniqlo
Big Bus & Duck
Food Republic

↑ ↻ ♿ ⓘ

THE GRANDE WHISKY
SAINT-LOUIS

DISCOVER
THE WORLD'S
LARGEST COLLECTION
OF RARE AND VALUABLE
WHISKIES

Visit us at Tower 1, Level 1
#thegrandedwhisky



14. Then you will reach a hall with **two escalators**. Take the escalator:



15. Follow the sign to reach the final **escalator**:





If you take Circle Line (CCL, Yellow):

1. **Circle Line** can take you to “**Esplanade**” MRT station.
2. Exit the station via “**Exit A**”:



3. Follow steps from **step 12** of the route for **the East-West Line** above.

If you take Taxi:

1. Let the Taxi drop you off at “Suntec City Convention Center Lobby (LED wall)”:



2. Take either escalator to go to Level 3:



3. You will see the signposts for further directions.